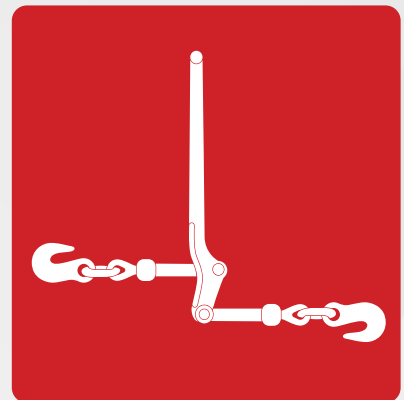
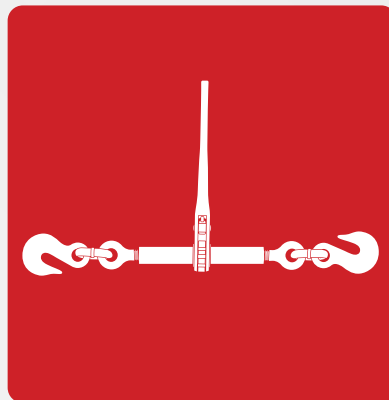
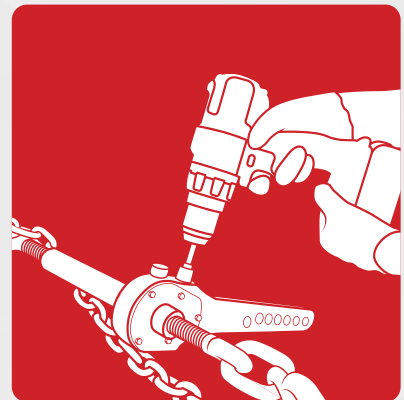



LOAD SECUREMENT


The safest and strongest in load securement with renowned premier brands.



EFFICIENT & ERGONOMIC LOAD SECUREMENT TECHNOLOGY

Speedbinders is changing the load binder industry with its patented Torque Drive technology. Our line of products provide considerable time saving benefits for drivers as well as enhanced benefits by eliminating repetitive, straining operations.

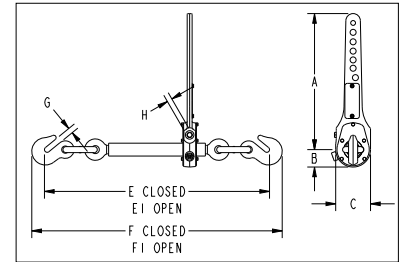
LOAD SECUREMENT




TD-66



- Blue marking
- Common applications: Light equipment transport & logging
- 3:1 design factor



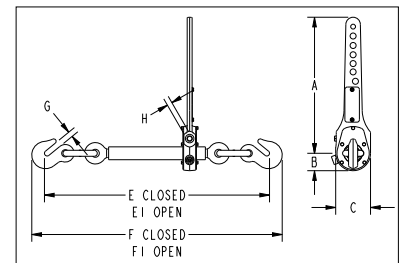
Model	Stock No.	Min-Max Chain Size (in)	Working Load Limit (lb)	Proof Load (lb)	Weight Each (lb)	Dimensions (in)								
						A	B	C	E	E1	F	F1	G	H
TD-66	3674481	5/16-3/8	6,600	9,900	14.3	14.06	1.80	3.60	23.02	32.02	25.26	34.26	0.51	0.53



TD-92



- Red marking
- Common applications: Equipment transport, heavy towing & steel coil transport
- 3:1 design factor



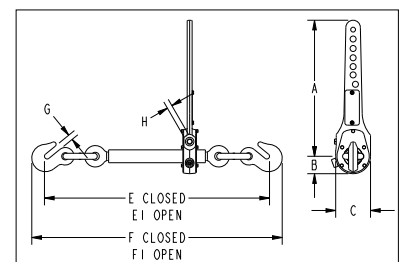
Model	Stock No.	Min-Max Chain Size (in)	Working Load Limit (lb)	Proof Load (lb)	Weight Each (lb)	Dimensions (in)								
						A	B	C	E	E1	F	F1	G	H
TD-92	3674490	3/8-1/2	9,200	13,800	16.0	14.06	1.80	3.60	23.26	32.26	25.88	34.88	0.56	0.53



TD-13



- Green marking
- Common applications: Equipment transport, heavy hauling & steel coil transport
- 3:1 design factor



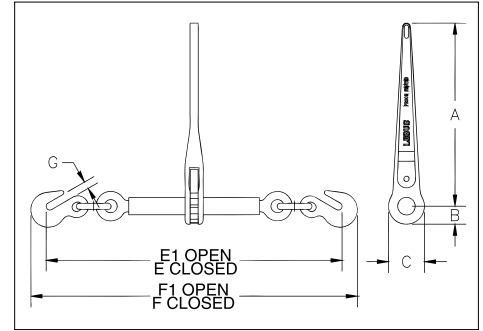
Model	Stock No.	Min-Max Chain Size (in)	Working Load Limit (lb)	Proof Load (lb)	Weight Each (lb)	Dimensions (in)								
						A	B	C	E	E1	F	F1	G	H
TD-13	3674499	1/2-5/8	13,000	19,500	19.9	14.06	1.80	3.60	26.41	35.41	29.53	38.53	0.72	0.53

Spare drive bolts and grease zerks available

APPLICATION AND WARNING INFORMATION
SECTION 17



Crosby LEBUS L-140



Load Rated


APPLICATION AND WARNING INFORMATION
SECTION 17

- Upgraded for use with Grades 70, 80 and 100 Chain.
- Utilizes standard Crosby A-323 Alloy Eye Grab Hooks.
- New design one piece forged handle.
- Continuous take-up feature provides finite adjustment to tie down load.
- One piece assembly, no bolts or nuts to loosen.
- Ratchet spring is rust proofed.
- All load bearing or holding parts forged.
- Easy operating positive ratchet.
- Binders shown with Proof Loads have been individually proof tested to values shown, prior to shipment.
- Meets or exceeds requirements of US DOT FMCSA Part 393 Subpart I.
- Matches the Working Load Limit of Grade 100 chain except for 5/8" size.

Crosby LEBUS L-140 Standard Ratchet Type Load Binders

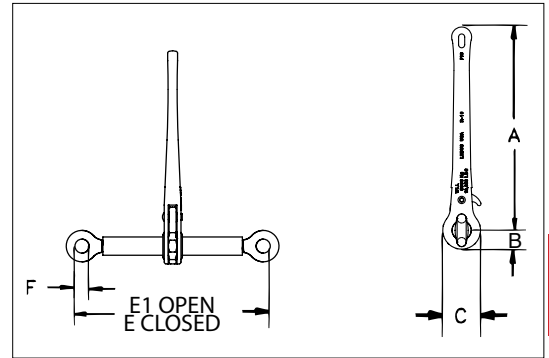
Model	Stock No.	Min-Max Chain Size (in)	Working Load Limit (lb)	Proof Load (lb)	Weight Each (lb)	Handle Length (in)	Barrel Length (in)	Take Up (in)	Dimensions (in)							
									A	B	C	E	E1	F	F1	G
R-7	1048404	5/16-3/8	8800	17600	12.11	14	10	8.0	14.00	1.38	2.75	22.94	30.94	25.13	33.13	.50
R-A	1048422	3/8-1/2	15000	30000	14.70	14	10	8.0	14.00	1.38	2.75	25.25	33.25	27.63	35.63	.63
R-C	1048440	1/2-5/8	16000	32000	14.55	14	10	8.0	14.00	1.38	2.75	26.38	34.38	29.44	37.44	.72

3:1 Design Factor.



Crosby LEBUS R-10

- Meets or exceeds requirements of US DOT FMCSA Part 393 Subpart I.




13

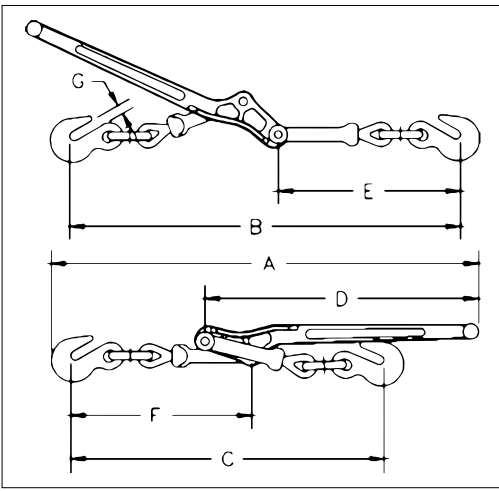
Crosby LEBUS R-10 Binder without Links and Hooks

Model	Stock No.	Working Load Limit (lb)	Weight Each (lb)	Handle Length (in)	Barrel Length (in)	Take Up (in)	Dimensions (in)					
							A	B	C	E	E1	F
R-10	1048468	16000	8.04	14	10	8.0	14	1.38	2.75	14	22	1.00

3:1 Design Factor.



Crosby LEBUS L-150

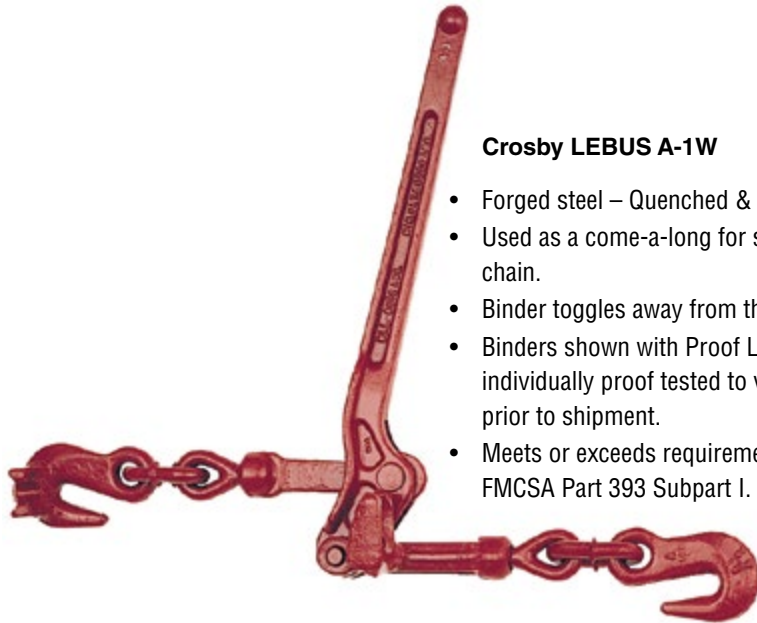


APPLICATION AND WARNING INFORMATION
SECTION 17

- Extra heavy construction at leverage point to prevent spreading. Heel of binder toggles away from load, permitting easy release.
- Ball and socket swivel joints at hook assemblies permit a straight line pull.
- Binders shown with Proof Loads have been individually proof tested to values shown, prior to shipment.
- Forged steel – Quenched & Tempered.
- Meets or exceeds requirements of US DOT FMCSA Part 393 Subpart I.

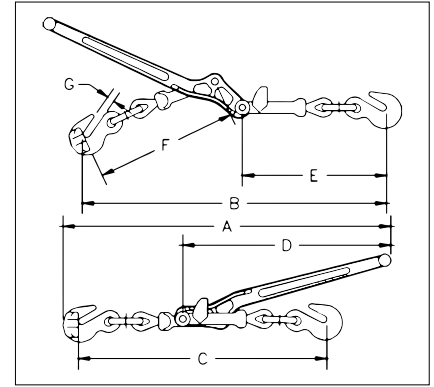
Crosby LEBUS L-150 Standard Lever Type Load Binders

Model	Stock No.	Std. Pkg.	Min-Max Chain Size (in)	Working Load Limit (lb)	Proof Load (lb)	Ultimate Load (lb)	Weight Each (lb)	Handle Length (in)	Take Up (in)	Dimensions (in)						
										A	B	C	D	E	F	G
7-1	1048128	4	5/16-3/8	5400	10800	19000	7.02	16.00	4.50	24.13	22.13	17.88	16.00	10.38	10.38	.50
A-1	1048146	4	3/8-1/2	9200	18400	33000	12.47	18.69	4.50	28.75	25.75	21.25	18.69	12.31	12.38	.63
C-1	1048164	4	1/2-5/8	13000	26000	46000	19.68	21.00	4.75	31.25	29.75	25.00	21.00	14.63	13.75	.72



Crosby LEBUS A-1W

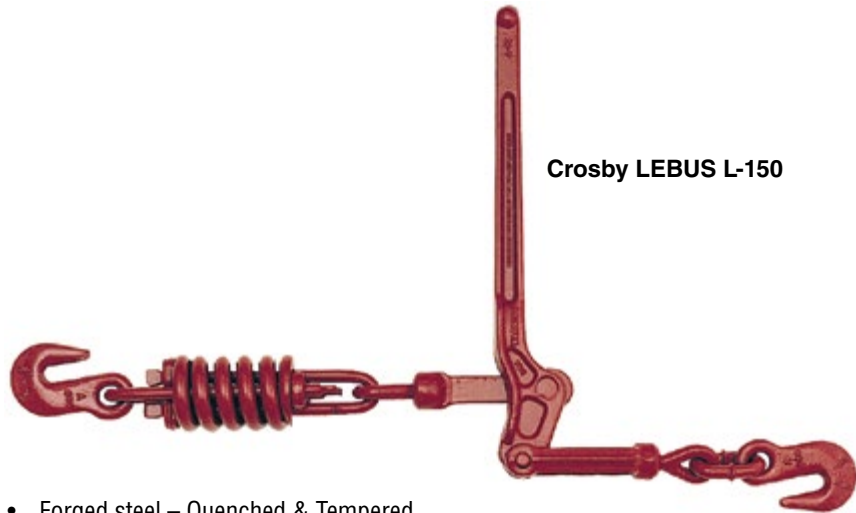
- Forged steel – Quenched & Tempered.
- Used as a come-a-long for short take-up on chain.
- Binder toggles away from the load.
- Binders shown with Proof Loads have been individually proof tested to values shown, prior to shipment.
- Meets or exceeds requirements of US DOT FMCSA Part 393 Subpart I.



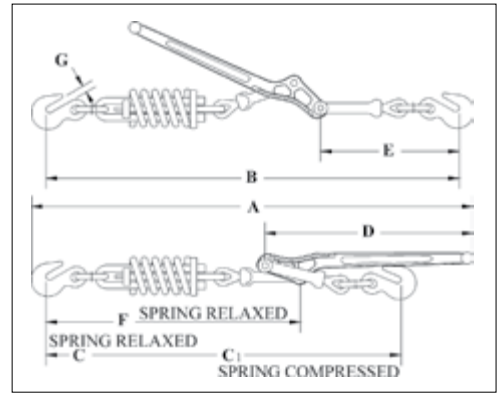
APPLICATION AND WARNING INFORMATION
SECTION 17

Crosby LEBUS A-1W Walking Load Binders

Model	Stock No.	Chain Size (in)	Working Load Limit (lb)	Proof Load (lb)	Ultimate Load (lb)	Weight Each (lb)	Handle Length (in)	Dimensions (in)						
								A	B	C	D	E	F	G
A-1W	1048388	1/2 only	9200	18400	33000	13.10	18.69	28.75	25.75	21.25	18.69	12.31	12.38	.63



Crosby LEBUS L-150



- Forged steel – Quenched & Tempered.
- Spring cushion for load protection, cushions shock and sway.
- Binder toggles away from the load.



APPLICATION AND WARNING INFORMATION
SECTION 17

Crosby LEBUS L-150 Snubbing Load Binders

Model	Stock No.	Min-Max Chain Size (in)	Working Load Limit (lb)	Ultimate Load (lb)	Weight Each (lb)	Handle Length (in)	Take Up (in)	Compression Strength of Spring (lb)	Dimensions (in)							
									A	B	C	C1	D	E	F	G
7-12	1048280	5/16 - 3/8	5400	16000	11.25	16.00	4.25	2300	32.75	30.75	28.00	26.50	16.00	10.38	19.00	.50
A-12	1048306	3/8 - 1/2	9200	20000	18.69	18.50	4.50	3300	37.19	34.00	29.50	30.44	18.69	12.31	20.88	.63

Crosby LEBUS C-188 Spectrum 8®



- Heat treated alloy steel.
- Ends fitted with Crosby A-330 Quenched & Tempered alloy clevis grab hook.
- Finish – self colored.
- Meets or exceeds requirements of US DOT FMCSA Part 393 Subpart I.

Crosby LEBUS C-188 Spectrum 8® Alloy Boomer Chains

Chain Size (in)	Stock No.	Working Load Limit (lb)	Standard Length (ft)	Weight Each (lb)
3/8	279889	7100	20	30.28
1/2	279898	12000	20	54.04

Crosby LEBUS L-180



- Hooks are Forged – Quenched & Tempered.
- Individually Proof Tested.
- Spectrum 8® alloy steel from 3/4” through 1-1/4” (20 - 32mm).
- Meets or exceeds requirements of US DOT FMCSA Part 393 Subpart I.

Crosby LEBUS L-180 Winchline Tail Chain

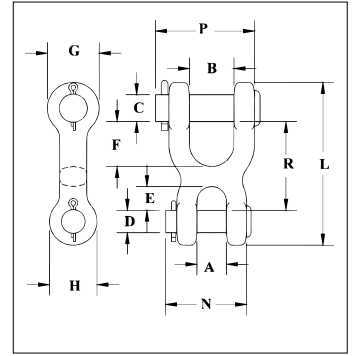
Wire Rope Diameter (in)*	Stock No.	Working Load Limit (lb)†	Length (in)	No. of Links	Weight Each (lb)
5/16 - 3/8	1091473	5400	18	11	3.0
1/2 - 5/8	1091482	13000	18	7	6.2
3/4 - 7/8	1091511	34200	24	8	18.2
1 - 1-1/8	1091516	47700	18	5	21.2
1 - 1-1/8	1091525	47700	24	7	23.3
1-1/4	1091532	72300	24	5	40.0

* Recommended for IPS or XIP (EIP), RRL, FC or IWRC wire rope. † Ultimate Load is 3.5 times the Working Load Limit.



S-247 Double Clevis Link

- All pins alloy steel - Quenched & Tempered.
- Body is forged and heat treated carbon steel.
- Designed for linking all popular sizes of Grade 3 and Grade 4 chain to rings, end links, eye hooks, pad eyes, tractor eye bolts, etc.
- Features quick and easy assembly.



S-247 Double Clevis Link

Chain Size (in)	Stock No.	Working Load Limit (lb)	Weight Each (lb)	Dimensions (in)												
				A	B	C	D	E	F	G	H	L	N	P	R	
1/4	1013021	2600	.38	.50	.75	.50	.31	.38	.75	1.00	.81	2.81	1.38	1.66	1.50	
5/16-3/8	1013049	5400	.81	.56	1.00	.63	.44	.47	1.00	1.19	1.00	3.53	1.75	2.25	1.91	
7/16	1013067	7200	1.25	.69	1.13	.69	.56	.59	1.09	1.31	1.19	4.06	2.00	2.50	2.19	
1/2	1013085	9200	1.56	.81	1.25	.75	.63	.68	1.25	1.44	1.31	4.53	2.25	2.75	2.47	

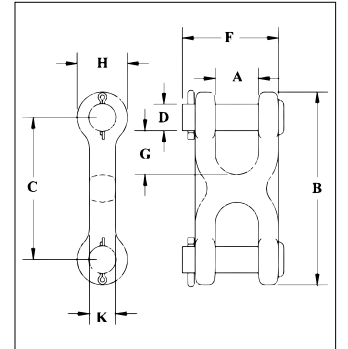
* Ultimate Load is 4 times the Working Load Limit.

Not Suitable for use with Grade 80 or Grade 100 chain and chain slings used in overhead lifting.



S-249 Twin Clevis Link

- Available in three popular sizes.
- Body is forged and heat treated carbon steel.
- All pins alloy steel - Quenched & Tempered.
- Features quick and easy assembly.
- Twin Clevis design provides a variety of uses and can be used with Grade 3, Grade 4 and Grade 7 chain.



S-249 Twin Clevis Link

Chain Size (in)	Stock No.	Working Load Limit (lb)	Weight Each (lb)	Dimensions (in)							
				A	B	C	D	F	G	H	K
1/4-5/16	1012861	4700	.31	.47	2.50	1.56	.38	1.31	.43	.94	.50
3/8	1012889	6600	.44	.53	2.81	1.81	.44	1.53	.50	1.00	.56
7/16-1/2	1012905	11300	.98	.65	3.62	2.31	.56	1.91	.63	1.31	.81

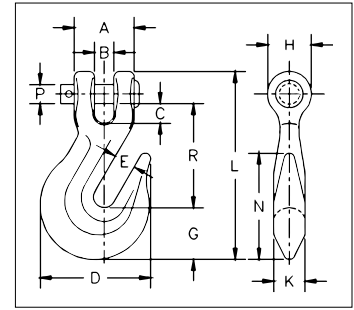
4:1 Design Factor.

Not Suitable for use with Grade 80 or Grade 100 chain and chain slings used in overhead lifting.



A-330 Clevis Grab Hook

- Forged steel - Quenched & Tempered.
- Design factor is 4:1.
- Features quick and easy assembly.
- Designed for Grade 8 chain.



A-330 Clevis Grab Hooks

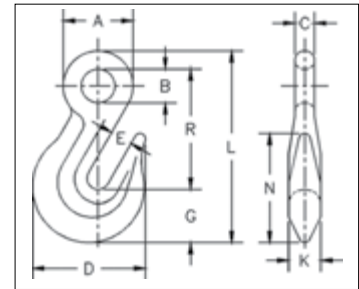
Chain Size (in)	Stock No.	Working Load Limit (lb)	Weight Each (lb)	Dimensions (in)												
				(lb)	B	C	D	E	G	H	K	L	N	P	R	
1/4	1027249*	3500	.36	1.00	.32	.31	1.81	.34	.88	.72	.47	3.05	1.75	.31	1.64	
5/16	1027267*	4700	.62	1.22	.43	.36	2.12	.44	.97	.91	.59	3.66	2.06	.38	2.02	
3/8	1027285*	7100	1.00	1.42	.48	.49	2.53	.50	1.17	1.00	.72	4.42	2.34	.44	2.41	
1/2	1027329*	12000	2.22	1.88	.57	.51	3.56	.66	1.53	1.25	.78	5.72	2.97	.63	3.19	
5/8	1027347	18100	4.41	2.31	.71	.67	4.39	.78	1.78	1.56	1.09	6.83	4.31	.75	4.09	
3/4	1027365	24700	6.50	2.62	.94	.94	5.22	.94	2.13	1.88	1.31	8.13	5.09	.88	4.63	

* These A-330 hooks are forged with an "8" designating Grade 80, and are suitable for use with Grade 8 chain in overhead lifting applications as long as the hook is proof-tested as part of the chain sling assembly or as an individual component per ASME B30.9. We recommend the use of the A-1338 / A-1358 which is proof tested and supplied with a proof test certificate.



A-323 Eye Grab Hook

- Forged steel - Quenched & Tempered.
- Design Factor is 4:1.
- Designed for Grade 8 chain.



A-323 Eye Grab Hooks

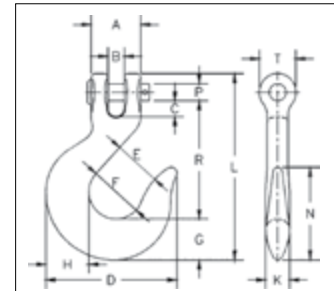
Chain Size (in)	Stock No.	Working Load Limit (lb)	Weight Each (lb)	Dimensions (in)										
				(lb)	B	C	D	E	G	K	L	N	R	
1/4	1026384*	3500	.28	1.09	.53	.31	1.81	.34	.88	.47	3.05	1.75	1.88	
5/16	1026400*	4700	.45	1.31	.62	.38	2.12	.44	.97	.59	3.59	2.06	2.28	
3/8	1026428*	7100	.79	1.56	.75	.44	2.53	.50	1.17	.72	4.28	2.34	2.69	
1/2	1026464*	12000	1.75	1.94	.88	.53	3.56	.66	1.53	.78	5.44	2.97	3.38	
5/8	1026482*	18100	3.25	2.48	1.16	.66	4.41	.79	1.89	1.16	6.82	4.25	4.25	
3/4	1026507	24700	5.94	2.88	1.38	.75	5.22	.94	2.13	1.31	8.06	5.09	5.16	

* These A-323 hooks are forged with an "8" designating Grade 80, and are suitable for use with Grade 8 chain in overhead lifting applications as long as the hook is proof-tested as part of the chain sling assembly or as an individual component per ASME B30.9. We recommend the use of the A-1328 which is proof tested and supplied with a proof test certificate.



A-331 Clevis Slip Hook

- Forged alloy steel – Quenched & Tempered.
- All pins are alloy steel – Quenched & Tempered.
- Not suitable for use with Grade 80 chain and chain slings used in overhead lifting. For slings or lifting chains, Grade 80 or 100 alloy components are recommended.



A-331 Clevis Slip Hooks

Chain Size (in)	Stock No.	Working Load Limit (lb)	Weight Each (lb)	Dimensions (in)													
				A	B	C	D	E	F	G	H	K	L	N	P	R	T
1/4	1027524	2750	0.55	1.06	0.32	0.29	2.76	0.94	1.19	0.81	0.88	0.50	3.94	2.13	0.31	2.58	0.72
5/16	1027542	4300	0.79	1.22	0.43	0.34	3.05	1.06	1.25	0.94	1.00	0.56	4.53	2.24	0.38	2.87	0.97
3/8	1027560	5250	1.21	1.38	0.45	0.44	3.62	1.31	1.50	1.13	1.19	0.66	5.16	2.56	0.44	3.25	1.06
7/16	1027588	7000	2.05	1.73	0.59	0.60	4.33	1.56	1.81	1.38	1.44	0.81	5.98	3.05	0.56	3.70	1.19
1/2	1027604	9000	2.76	1.88	0.57	0.53	4.80	1.69	1.94	1.56	1.63	0.91	6.54	3.44	0.63	4.02	1.31
5/8	1027622	13500	4.74	2.30	0.71	0.71	5.63	2.01	2.38	1.81	1.94	1.09	7.87	4.02	0.75	4.92	1.56
3/4	1027640	19250	11.28	3.19	1.18	1.29	7.38	2.50	3.00	2.38	2.50	1.44	10.02	5.06	1.00	6.09	2.09

4:1 Design Factor.