



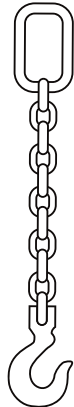

Holloway
LIFTING & RIGGING SOLUTIONS

ALLOY CHAIN SLINGS

Types of Chain Slings:

Welded

Mechanical

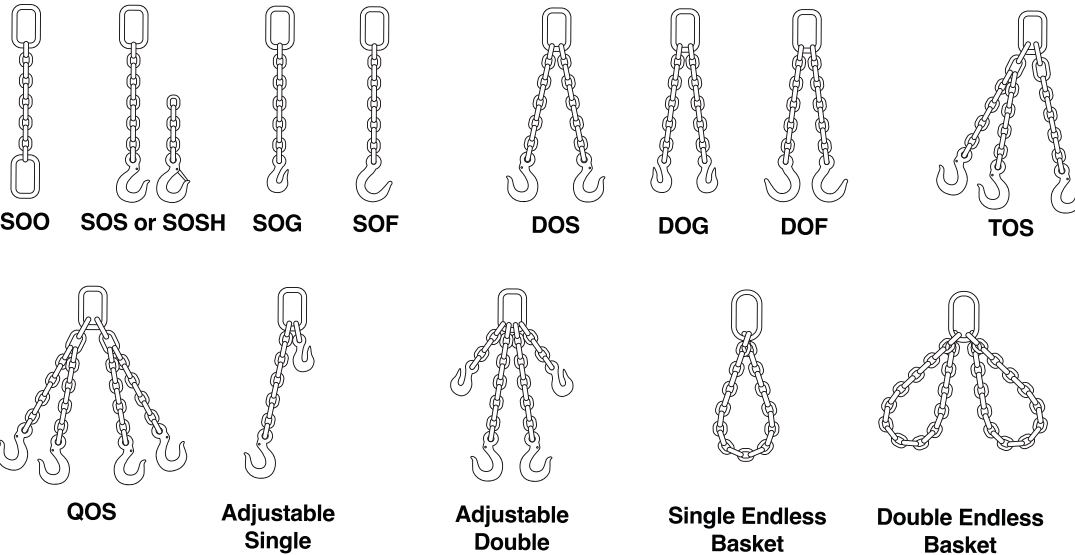


DOS shown

SOS shown

Attachments

TYPE	ONE END	OPPOSITE END
Single Chain Slings		
SOS	Oblong Link	Oblong Link
SOG	Oblong Link	Grab Hook
SGS	Grab Hook	Sling Hook
SGG	Grab Hook	Grab Hook
SSS	Sling Hook	Sling Hook
SOF	Oblong Link	Foundry Hook
SOO	Oblong Link	Oblong Link
Double Chain Slings		
DOS	Oblong Link	Sling Hook
DOG	Oblong Link	Grab Hook
DOF	Oblong Link	Foundry Hook
Triple Chain Slings		
TOS	Oblong Link	Sling Hook
TOG	Oblong Link	Grab Hook
TOF	Oblong Link	Foundry Hook
Quadruple Chain Slings		
QOS	Oblong Link	Sling Hook
QOG	Oblong Link	Grab Hook
QOF	Oblong Link	Foundry Hook



How To Order

The following information should be given on orders or inquires for chain slings.

SIZE: This is specified by the size of the material from which the chain is made, determined by working load limit required.

REACH: This is the length, including attachments, measured from bearing point to bearing point.

TYPE: Select and specify proper type of sling from list shown. Examples: S = single; O = oblong link; S = sling hook

ATTACHMENTS: Unless otherwise specified standard master links as given herein will be used. When other than standard master links or hooks are required, we should be given a complete description or a drawing of the requested substitute.

When hot galvanizing is specified our recommended working load limits must be reduced.

Please contact us with all such inquires.

5833 Armour Dr.
Houston TX 77020



1-888-496-4700



wirerope@hhilifting.com



www.hhilifting.com